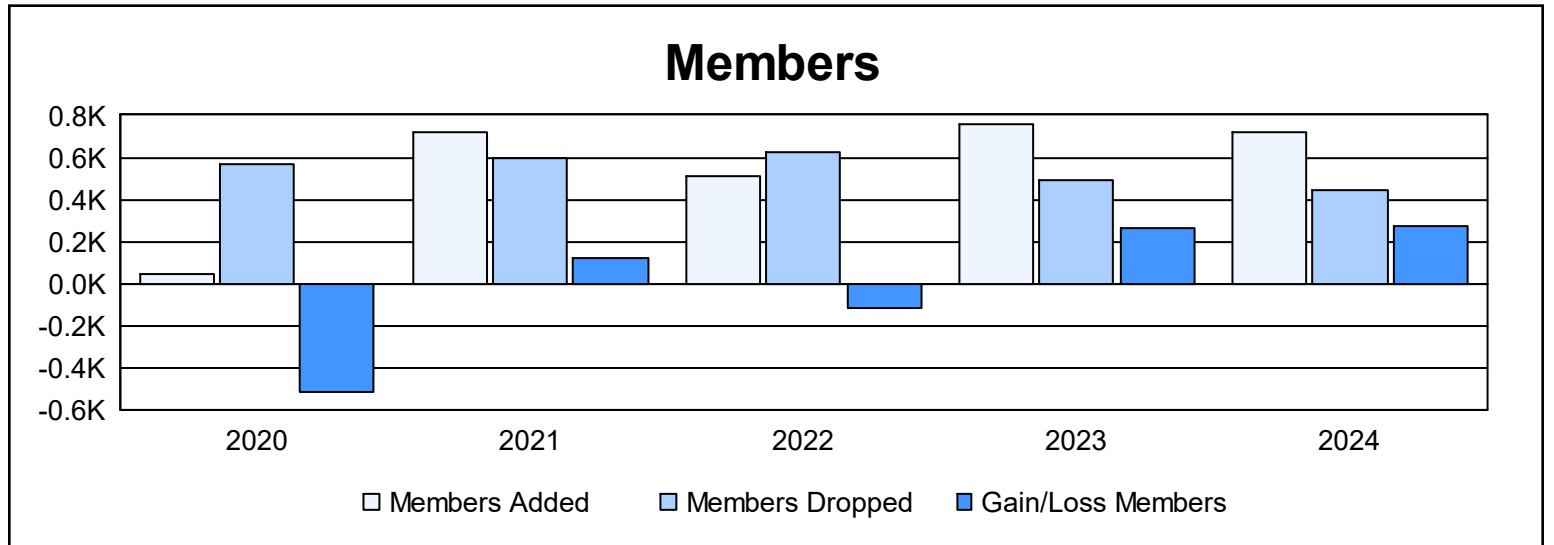
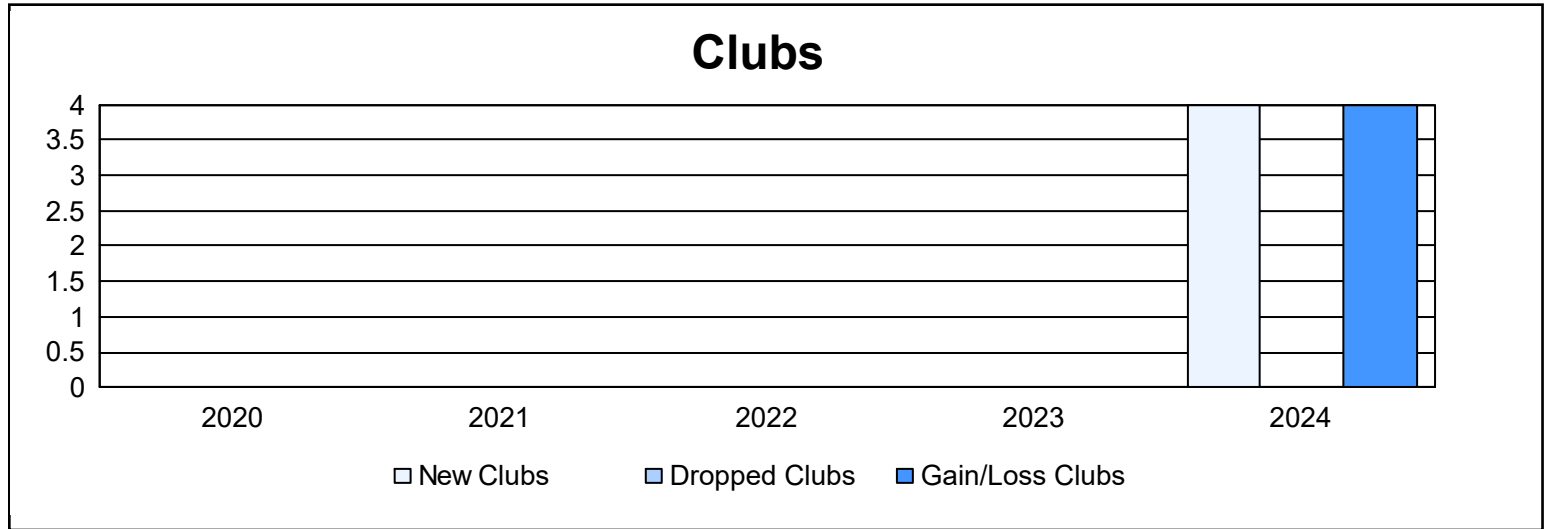
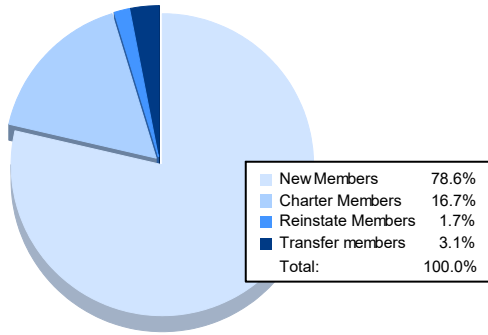


Year	New Clubs	Dropped Clubs	Gain/ Loss Clubs	New Members	Charter Members	Reinstate Members	Transfer Members	Total Member Added	Total Members Dropped	Gain/ Loss Members
2019-2020	0	0	0	0	17	0	32	49	569	-520
2020-2021	0	0	0	496	53	19	147	715	599	116
2021-2022	0	0	0	429	27	7	46	509	626	-117
2022-2023	0	0	0	681	24	4	46	755	491	264
2023-2024	4	0	4	564	120	12	22	718	443	275
<b>Average</b>	<b>1</b>	<b>0</b>	<b>1</b>	<b>434</b>	<b>48</b>	<b>8</b>	<b>59</b>	<b>549</b>	<b>546</b>	<b>4</b>



### Membership Composition June 2024 Cumulative



### Gender Composition June 2024 Cumulative

